


English 11 *Hamlet* Family Tree and Character Map (20 POINTS)

Directions: For this assignment, you will create an *annotated* family tree/character map for the characters in *Hamlet*. Your character map *must show relationships between characters* and must include:



- A short description of each character that demonstrates what he/she does in the play
- Relationships between this character and other characters (arrows, etc.)
- A picture or symbol that represents the character and helps show who's who.
- A short quote *about* or said *by* the character (properly cited)


YOUR MAP SHOULD BE COLORFUL AND ATTRACTIVE AND NOT COMPLETED ON LINED PAPER!

YOU MUST INCLUDE THE FOLLOWING CHARACTERS:

HAMLET, OPHELIA, POLONIUS, GHOST, GERTRUDE, HORATIO, CLAUDIUS, AND LAERTES.

English 11 *Hamlet* Family Tree and Character Map (20 POINTS)

Directions: For this assignment, you will create an *annotated* family tree/character map for the characters in *Hamlet*. Your character map *must show relationships between characters* and must include:



- A short description of each character that demonstrates what he/she does in the play
- Relationships between this character and other characters (arrows, etc.)
- A picture or symbol that represents the character and helps show who's who.
- A short quote *about* or said *by* the character (properly cited)


YOUR MAP SHOULD BE COLORFUL AND ATTRACTIVE AND NOT COMPLETED ON LINED PAPER!

YOU MUST INCLUDE THE FOLLOWING CHARACTERS:

HAMLET, OPHELIA, POLONIUS, GHOST, GERTRUDE, HORATIO, CLAUDIUS, AND LAERTES.

English 11 *Hamlet* Family Tree and Character Map (20 POINTS)

Directions: For this assignment, you will create an *annotated* family tree/character map for the characters in *Hamlet*. Your character map *must show relationships between characters* and must include:



- A short description of each character that demonstrates what he/she does in the play
- Relationships between this character and other characters (arrows, etc.)
- A picture or symbol that represents the character and helps show who's who.
- A short quote *about* or said *by* the character (properly cited)

YOUR MAP SHOULD BE COLORFUL AND ATTRACTIVE AND NOT COMPLETED ON LINED PAPER!

YOU MUST INCLUDE THE FOLLOWING CHARACTERS:

HAMLET, OPHELIA, POLONIUS, GHOST, GERTRUDE, HORATIO, CLAUDIUS, AND LAERTES.